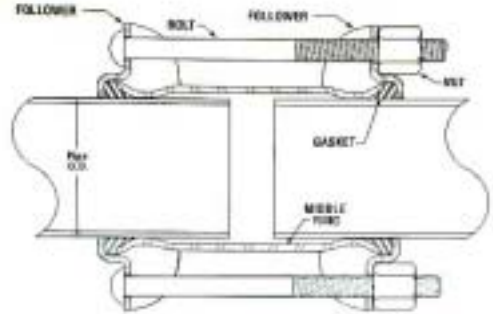




**For Water Service**

**STYLE 38 COUPLINGS FOR STEEL PIPE**




Anatomy of a Style 38 Dresser Coupling



Armored Gaskets



Plain Grade 27 (Waterworks)



Hi Temp (1200°F)

| Size   | [OD]        | With Armored Gaskets | With Plain Gaskets | With Steam Gaskets |
|--------|-------------|----------------------|--------------------|--------------------|
| 1/2"   | IPS [.84]   | 2801002              | 2801302            | -                  |
| 3/4"   | IPS [1.05]  | 2801004              | 2801304            | -                  |
| 1"     | IPS [1.32]  | 2801006              | 2801306            | -                  |
| 1 1/4" | IPS [1.66]  | 2801008              | 2801308            | -                  |
| 1 1/2" | IPS [1.90]  | 2801010              | 2801310            | -                  |
| 2"     | IPS [2.38]  | 2801012              | 2801312            | -                  |
| 2 1/2" | IPS [2.88]  | 2801014              | 2801314            | 2801500            |
| 3"     | IPS [3.50]  | 2801016              | 2801316            | 2801502            |
| 3 1/2" | IPS [4.00]  | 2801018              | 2801318            | -                  |
| 4"     | IPS [4.50]  | 2801020              | 2801320            | 2801504            |
| 5"     | IPS [5.563] | 2801022              | 2801322            | 2801506            |
| 6"     | IPS [6.63]  | 2801024              | 2801324            | 2801508            |
| 8"     | IPS [8.63]  | 2801026              | 2801326            | 2801510            |
| 10"    | IPS [10.75] | 2801028              | 2801328            | 2801512            |
| 12"    | IPS [12.75] | 2801030              | 2801330            | 2801514            |

- All **Style 38's** feature a Fusion-Bonded Epoxy Coating to prevent corrosion, except for Steam Couplings (Red Shop Coat)
- All **Style 38's** have corrosion-resistant alloy bolts and nuts (5/8" x 8 1/4")
- **Wal-Rich** stocks all Style 38's with **5"** long **middle rings** (the body of the coupling)
- For special sizes or configurations, call our Dresser Specialists at 800-221-1157



**For Water Service**

**GALVANIZED STYLE 38 COUPLING FOR STEEL PIPE SIZES**



Armored Gaskets



Water

| W-R#    | Description | # of Bolts | Min |
|---------|-------------|------------|-----|
| 2802002 | 2" IPS      | 3          | 1   |
| 2802004 | 2½" IPS     | 3          | 1   |
| 2802006 | 3" IPS      | 4          | 1   |
| 2802008 | 4" IPS      | 4          | 1   |

- Heavy Galvanized coating for submerged applications, such as water tanks, ships.
- Max Temp: 212°

**STYLE 138 COUPLING FOR CAST/DUCTILE IRON PIPE SIZES**



**NEW!**



Wide-Range Gasket (Waterworks)



Dresser "Wide-Range" Gaskets for Water Service are thicker and ribbed, and can accommodate a broad range of sizes for Gray Cast and Ductile Iron pipe.



Water

| W-R#    | Description | [OD] DIP      |
|---------|-------------|---------------|
| 2802504 | 3" Ductile  | [3.50]        |
| 2802506 | 4" Ductile  | [4.46-4.86]   |
| 2802508 | 6" Ductile  | [6.56-6.96]   |
| 2802510 | 8" Ductile  | [8.54-9.11]   |
| 2802512 | 10" Ductile | [11.10-11.60] |
| 2802514 | 12" Ductile | [13.20-13.50] |

- Style 138 Couplings feature Steel Middle Rings with Ductile Iron followers



**PIPING SPECIALTIES**

**For Water Service**

**STYLE 253 "WIDE-RANGE" COUPLING FOR STEEL, PVC, COPPER, & CAST/DUCTILE IRON PIPE SIZES**



Wide-Range Gasket (Waterworks)



Water

- Ductile iron body
- Fusion-bonded epoxy coat
- Max. temp. 212°F
- Max. pressure 200 psi
- Economical, flexible alternative to traditional bolted water service couplings.

| for STEEL/PVC [OD]      | For COPPER [OD]               | For CAST/DUCTILE [OD]          |
|-------------------------|-------------------------------|--------------------------------|
| 2823002 2" IPS [2.38]   | 2823102 2 1/2" CTS [2.63]     | 2824002 3" DIP (A) [3.80-3.96] |
| 2823006 3" IPS [3.50]   | 2823104 3" CTS [3.13]         | 2824003 3" DIP (B) [3.80-3.96] |
| 2823008 4" IPS [4.50]   | 2823106 4" CTS [4.13]         | 2824004 4" DIP (A) [4.46-4.86] |
| 2823010 6" IPS [6.63]   | <b>TRANSITION [CTS X IPS]</b> | 2824005 4" DIP (B) [4.80-5.10] |
| 2823012 8" IPS [8.63]   |                               | 2824006 6" DIP (A) [6.56-6.96] |
| 2823014 10" IPS [10.75] | 2823204 3" CTS x 3" IPS       | 2824007 6" DIP (B) [6.90-7.22] |
| 2823016 12" IPS [12.75] | 2823206 4" CTS x 4" IPS       | 2802510 8" DIP [8.54-9.11]     |
|                         |                               | 2802512 10" DIP [11.10-11.60]  |
|                         |                               | 2802514 12" DIP [13.20-13.50]  |

**STYLE 227 FLANGED ADAPTER FOR DUCTILE IRON PIPE SIZES**



**NEW!**



Wide-Range Gasket (Waterworks)



Water

| W-R#    | Description | [OD] DIP      |
|---------|-------------|---------------|
| 2825002 | 3" DIP      | [3.80-3.96]   |
| 2825004 | 4" DIP      | [4.80-5.10]   |
| 2825006 | 6" DIP      | [6.90-7.22]   |
| 2825008 | 8" DIP      | [9.05-9.45]   |
| 2825010 | 10" DIP     | [11.10-11.60] |
| 2825012 | 12" DIP     | [13.20-13.50] |

- Style 138 Couplings feature Steel Middle Rings with Ductile Iron followers



**For Water Service**

**PIPING SPECIALTIES**

**STYLE 65 GALVANIZED COMPRESSION FITTINGS FOR STEEL PIPE**



Water



Armored Gaskets

| W-R#    | Diameter                  |
|---------|---------------------------|
| 2804202 | 1/2" Short #65 Coupling   |
| 2804204 | 3/4" Short #65 Coupling   |
| 2804206 | 1" Short #65 Coupling     |
| 2804208 | 1 1/4" Short #65 Coupling |
| 2804210 | 1 1/2" Short #65 Coupling |
| 2804212 | 2" Short #65 Coupling     |

| W-R#    | Diameter                 |
|---------|--------------------------|
| 2804002 | 1/2" Long #65 Coupling   |
| 2804004 | 3/4" Long #65 Coupling   |
| 2804006 | 1" Long #65 Coupling     |
| 2804008 | 1 1/4" Long #65 Coupling |
| 2804010 | 1 1/2" Long #65 Coupling |
| 2804012 | 2" Long #65 Coupling     |

| W-R#    | Diameter             |
|---------|----------------------|
| 2804402 | 1/2" #65 90° Elbow   |
| 2804404 | 3/4" #65 90° Elbow   |
| 2804406 | 1" #65 90° Elbow     |
| 2804408 | 1 1/4" #65 90° Elbow |
| 2804410 | 1 1/2" #65 90° Elbow |
| 2804412 | 2" #65 90° Elbow     |

| W-R#    | Diameter       |
|---------|----------------|
| 2804602 | 1/2" #65 Tee   |
| 2804604 | 3/4" #65 Tee   |
| 2804606 | 1" #65 Tee     |
| 2804608 | 1 1/4" #65 Tee |
| 2804610 | 1 1/2" #65 Tee |
| 2804612 | 2" #65 Tee     |

| W-R#    | Diameter                |
|---------|-------------------------|
| 2804302 | 1/2" #65 Male Adapter   |
| 2804304 | 3/4" #65 Male Adapter   |
| 2804306 | 1" #65 Male Adapter     |
| 2804308 | 1 1/4" #65 Male Adapter |
| 2804310 | 1 1/2" #65 Male Adapter |
| 2804312 | 2" #65 Male Adapter     |

- For Water Service. Rated to 150 PSI, at temperatures up to 150 degrees



**PIPING SPECIALTIES**

**For Water Service**

**STYLE 88 BRASS COMPRESSION COUPLINGS FOR COPPER PIPE**



Water

150° AT 150 psi

| W-R#    | Description | [OD]   |
|---------|-------------|--------|
| 2805404 | 1/2" CTS    | [.63]  |
| 2805406 | 3/4" CTS    | [.88]  |
| 2805408 | 1" CTS      | [1.13] |
| 2805410 | 1 1/4" CTS  | [1.38] |
| 2805412 | 1 1/2" CTS  | [1.63] |
| 2805414 | 2" CTS      | [2.13] |

(Style 65 with insulating sleeve)

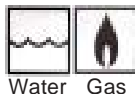
**STYLE 90 HEAVY-DUTY COMPRESSION FITTINGS FOR STEEL PIPE**



| W-R#    | Description              |
|---------|--------------------------|
| 2806004 | 3/4" Style 90 Coupling   |
| 2806006 | 1" Style 90 Coupling     |
| 2806008 | 1 1/4" Style 90 Coupling |
| 2806010 | 1 1/2" Style 90 Coupling |
| 2806012 | 2" Style 90 Coupling     |

| W-R#    | Description           |
|---------|-----------------------|
| 2814602 | 3/4" Style 90 Elbow   |
| 2814604 | 1" Style 90 Elbow     |
| 2814606 | 1 1/4" Style 90 Elbow |
| 2814608 | 1 1/2" Style 90 Elbow |
| 2814610 | 2" Style 90 Elbow     |

| W-R#    | Description                |
|---------|----------------------------|
| 2806502 | 3/4" Style 90 Male Adptr   |
| 2806504 | 1" Style 90 Male Adptr     |
| 2806506 | 1 1/4" Style 90 Male Adptr |
| 2806508 | 1 1/2" Style 90 Male Adptr |
| 2806510 | 2" Style 90 Male Adptr     |



- Max Temp: 212°  
 - Standard "Seal-Only" Style 90 Fittings can be used for water and gas service where allowed by local codes.



**PIPING SPECIALTIES**

**For Water Service**

**STYLE 91 SERVICE SADDLES**



Water

**W-R# Description**

- 2807002** 2" X 1 1/4" Double-Stirrup
- 2807004** 2" X 1 1/2" Double-Stirrup

- Max Temp 212°

**STYLE 118 HANDIBAND® CLAMPS**

**3" SINGLE BOLT CLAMPS**



**6" TWO BOLT CLAMPS**



Water

**Lugs:** Ductile Iron  
**Band:** Stainless Steel  
**Bolts:** Brass-Plated Alloy Steel  
**Gasket:** Grade 304 material can be used with water, air, oils, aromatic & aliphatic hydrocarbons, gasoline, & natural gas.

**W-R# Diameter x Length**

- 2817002** 1/2" x 3" Single Bolt
- 2817006** 3/4" x 3" Single Bolt
- 2817010** 1" x 3" Single Bolt
- 2817014** 1 1/4" x 3" Single Bolt
- 2817018** 1 1/2" x 3" Single Bolt
- 2817022** 2" x 3" Single Bolt
- 2817026** 2 1/2" x 3" Single Bolt
- 2817030** 3" x 3" Single Bolt
- 2817034** 4" x 3" Single Bolt
- 2817038** 6" x 3" Single Bolt

**W-R# Diameter x Length**

- 2817004** 1/2" x 6" Double Bolt
- 2817008** 3/4" x 6" Double Bolt
- 2817012** 1" x 6" Double Bolt
- 2817016** 1 1/4" x 6" Double Bolt
- 2817020** 1 1/2" x 6" Double Bolt
- 2817024** 2" x 6" Double Bolt
- 2817028** 2 1/2" x 6" Double Bolt
- 2817032** 3" x 6" Double Bolt
- 2817036** 4" x 6" Double Bolt
- 2817040** 6" x 6" Double Bolt



**PIPING SPECIALTIES**

**For Water Service**

**STYLE 360 "ALL-AROUND" REPAIR CLAMPS**




**Lugs:** Ductile Iron  
**Band:** Stainless Steel  
**Bolts:** Brass-Plated Alloy Steel  
**Gasket:** Grade 304 material can be used with water, air, oils, aromatic & aliphatic hydrocarbons, gasoline, & natural gas.

| for STEEL/PVC [OD] |             | For COPPER [OD] |                   | For CAST/DUCTILE [OD] |                       |
|--------------------|-------------|-----------------|-------------------|-----------------------|-----------------------|
| 2822002            | 3" [3.50]   | 2822102         | 2 1/2" CTS [2.63] | 2822202               | 3" DIP [3.73-4.00]    |
| 2822004            | 4" [4.50]   | 2822104         | 3" CTS [3.13]     | 2824005               | 4" DIP [4.74-5.14]    |
| 2822006            | 6" [6.63]   | 2822106         | 4" CTS [4.13]     | 2824007               | 6" DIP [6.84-7.24]    |
| 2822008            | 8" [8.63]   |                 |                   | 2802510               | 8" DIP [8.99-9.39]    |
| 2822010            | 10" [10.75] |                 |                   | 2802512               | 10" DIP [11.04-11.44] |
| 2822012            | 12" [12.75] |                 |                   | 2802514               | 12" DIP [13.10-13.50] |

**STYLE 60 & 160 BELL JOINT CLAMPS FOR CAST IRON HUB & SPIGOT PIPE**

- Fusion bonded epoxy coating
- Permanently stops leaks through joints of bell & spigot joints



Bell Ring (Hinged)  
 Spigot Ring (Hinged) with Gasket



For Leaking or Separated Hub & Spigot Joints



| W-R#    | Description                  |
|---------|------------------------------|
| 2821004 | For 4" Cast Iron Hub/Spigot  |
| 2821006 | For 6" Cast Iron Hub/Spigot  |
| 2821008 | For 8" Cast Iron Hub/Spigot  |
| 2821010 | For 10" Cast Iron Hub/Spigot |
| 2821012 | For 12" Cast Iron Hub/Spigot |



**For Gas Service**

**STYLE 39 COUPLING FOR STEEL--INSULATED, FOR GAS APPLICATIONS**



Insulating Sleeve

Copper Stubout for anode connection



Insulating Sleeve, Gasket, & Spacer



Gas

| W-R#    | Description | Insulating Sleeve |
|---------|-------------|-------------------|
| 2803000 | 2" IPS      | One-End           |
| 2803002 | 2½" IPS     | One-End           |
| 2803004 | 3" IPS      | One-End           |
| 2803006 | 4" IPS      | One-End           |
| 2803008 | 6" IPS      | One-End           |
| 2803010 | 8" IPS      | One-End           |

- Features rubber insulating sleeve and anode for conductivity
- Fusion-bonded epoxy coat.
- Style 39 couplings are "Seal-Only"

**STYLE 711 BOLTED COUPLINGS WITH "RESTRAINING SEAL" FOR STEEL PIPE**



**NEW!**

Copper Stubout for anode connection

Restraining Ring tightens to prevent pipe pullout



Gas

**Pullout Prevention Products**



| W-R#    | Description |
|---------|-------------|
| 2833002 | 2" IPS      |
| 2833006 | 3" IPS      |
| 2833008 | 4" IPS      |



**For Gas Service**

**STYLE 90 "SEAL ONLY" FITTING FOR STEEL PIPE, INSULATED FOR GAS**



**W-R# Description**

|                |                   |                    |
|----------------|-------------------|--------------------|
| <b>2815802</b> | $\frac{3}{4}$ "   | Insulated Coupling |
| <b>2815804</b> | 1"                | Insulated Coupling |
| <b>2815806</b> | 1 $\frac{1}{4}$ " | Insulated Coupling |
| <b>2815808</b> | 1 $\frac{1}{2}$ " | Insulated Coupling |
| <b>2815810</b> | 2"                | Insulated Coupling |

- Insulating sleeve and spacer to conform to local codes.

1/8" tap



**W-R# Description**

|                |                   |                         |
|----------------|-------------------|-------------------------|
| <b>2820002</b> | $\frac{3}{4}$ "   | Insulated Cplg with Tap |
| <b>2820004</b> | 1"                | Insulated Cplg with Tap |
| <b>2820006</b> | 1 $\frac{1}{4}$ " | Insulated Cplg with Tap |
| <b>2820008</b> | 1 $\frac{1}{2}$ " | Insulated Cplg with Tap |
| <b>2820010</b> | 2"                | Insulated Cplg with Tap |

- Insulated coupling with 1/8" tapping to meet Con Ed specs.



**W-R# Description**

|                |                   |                 |
|----------------|-------------------|-----------------|
| <b>2816002</b> | $\frac{3}{4}$ "   | Insulated Elbow |
| <b>2816004</b> | 1"                | Insulated Elbow |
| <b>2816006</b> | 1 $\frac{1}{4}$ " | Insulated Elbow |
| <b>2816008</b> | 1 $\frac{1}{2}$ " | Insulated Elbow |
| <b>2816010</b> | 2"                | Insulated Elbow |



**W-R# Description**


|                |                   |                      |
|----------------|-------------------|----------------------|
| <b>2816202</b> | $\frac{3}{4}$ "   | Male Insulok Adapter |
| <b>2816204</b> | 1"                | Male Insulok Adapter |
| <b>2816206</b> | 1 $\frac{1}{4}$ " | Male Insulok Adapter |



**For Gas Service**

**“UNIVERSAL” STYLE 90 COUPLINGS WITH “RESTRAINING SEAL”**

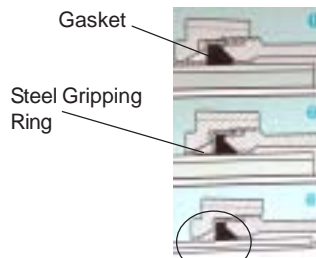
**Pullout Prevention Products**



**FOR SCHEDULE 40 STEEL**



| W-R#    | Description                 |
|---------|-----------------------------|
| 2816602 | 3/4" "Universal" Coupling   |
| 2816604 | 1" "Universal" Coupling     |
| 2816606 | 1 1/4" "Universal" Coupling |
| 2816608 | 1 1/2" "Universal" Coupling |
| 2816610 | 2" "Universal" Coupling     |



Upon tightening nut, gasket compresses to create seal and steel rings grip pipe to prevent pullout.

**FOR POLYETHYLENE**



| W-R#    | Description | SDR            |
|---------|-------------|----------------|
| 2817702 | 3/4"        | 11 "Universal" |
| 2817704 | 1"          | 11 "Universal" |
| 2817706 | 1 1/4"      | 10 "Universal" |
| 2817708 | 1 1/2"      | 11 "Universal" |
| 2817710 | 2"          | 11 "Universal" |



**POLYETHYLENE X MIPS**



| W-R#    | Description | SDR            |
|---------|-------------|----------------|
| 2818802 | 3/4"        | 11 "Universal" |
| 2818804 | 1"          | 11 "Universal" |
| 2818806 | 1 1/4"      | 10 "Universal" |
| 2818808 | 1 1/2"      | 11 "Universal" |
| 2818810 | 2"          | 11 "Universal" |

**STYLE 175 GTO/CURB VALVES**



| W-R#    | Description           |
|---------|-----------------------|
| 2817102 | 3/4" #175 GTO Valve   |
| 2817104 | 1" #175 GTO Valve     |
| 2817106 | 1 1/4" #175 GTO Valve |
| 2817108 | 1 1/2" #175 GTO Valve |
| 2817110 | 2" #175 GTO Valve     |

- FIP x FIP  
- Tamper-proof design



**For Steam Service**

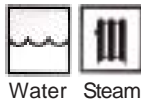
**STYLE 90 COUPLINGS FOR STEAM**



Max Temp: 1200°



Carded Glass Gasket



Water Steam

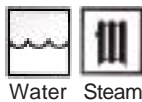
| W-R#    | Description               |
|---------|---------------------------|
| 2814402 | 1/2" Style 90 - Hi Temp   |
| 2814404 | 3/4" Style 90 - Hi Temp   |
| 2814406 | 1" Style 90 - Hi Temp     |
| 2814408 | 1 1/4" Style 90 - Hi Temp |
| 2814410 | 1 1/2" Style 90 - Hi Temp |
| 2814412 | 2" Style 90 - Hi Temp     |

- Carded Fiberglass. Withstands temperatures to 1200°. Good for Industrial & Commercial Steam Applications.

**STYLE 165 "PLUS-TEMP" COUPLINGS**



- Perfect for emergency residential and low pressure steam line repairs
- Alternative to style 90 couplings with high temp gaskets
- Rated to 150 PSI, at temperatures up to 350°



Water Steam

| W-R#    | Description       |
|---------|-------------------|
| 2818002 | 1/2" Short #165   |
| 2818004 | 3/4" Short #165   |
| 2818006 | 1" Short #165     |
| 2818008 | 1 1/4" Short #165 |
| 2818010 | 1 1/2" Short #165 |
| 2818012 | 2" Short #165     |

| W-R#    | Description      |
|---------|------------------|
| 2818102 | 1/2" Long #165   |
| 2818104 | 3/4" Long #165   |
| 2818106 | 1" Long #165     |
| 2818108 | 1 1/4" Long #165 |
| 2818110 | 1 1/2" Long #165 |
| 2818112 | 2" Long #165     |

**DRESSER® Replacement Gaskets**



**HI-TEMP  
CARDED  
GLASS**

For hi temperature applications up to 1200°

| W-R#    | Description |
|---------|-------------|
| 2817280 | 1"          |
| 2817282 | 1 1/4"      |
| 2817284 | 1 1/2"      |
| 2817286 | 2"          |
| A000183 | 2 1/2"      |
| 2817302 | 3"          |
| 2817304 | 4"          |



**OIL  
SERVICE**

Grade 42 BUNA-N Gaskets for fuel oil & gasoline.

| W-R#    | Description |
|---------|-------------|
| 2817408 | 1 1/4"      |
| 2817410 | 1 1/2"      |
| 2817412 | 2"          |
| 2817414 | 3"          |
| 2817416 | 4"          |