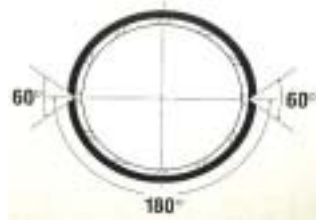




For Gas Service

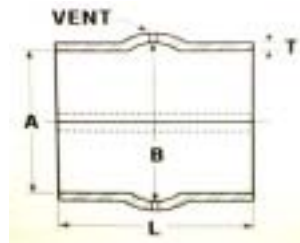
STYLE 115 PIPELINE REINFORCING SLEEVE



W-R#	Size	[OD]	Thickness	Length
2841002	4"	[4.50]	3/8"	60"
2841004	6"	[6.625]	3/8"	60"
2841006	8"	[8.625]	3/8"	60"
2841008	10"	[10.75]	3/8"	60"
2841010	12"	[12.75]	3/8"	60"
2841012	16"	[16.00]	3/8"	60"
2841014	20"	[20.00]	3/8"	60"
2841016	24"	[24.00]	1/2"	60"

- Style 115 weld-over sleeves are available in sizes up to 36" in diameter, and lengths exceeding 10 ft.
- EO-16919-D

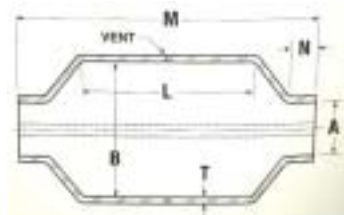
STYLE 110 WELD-JOINT REINFORCING SLEEVE



W-R#	Size	[OD]	Thickness	Length
2842002	4"	[4.50]	3/8"	6"
2842004	6"	[6.625]	3/8"	6"
2842006	8"	[8.625]	3/8"	6"
2842008	10"	[10.75]	3/8"	6"
2842010	12"	[12.75]	3/8"	6"
2842012	16"	[16.00]	3/8"	6"
2842014	20"	[20.00]	3/8"	6"
2842016	24"	[24.00]	3/8"	6"
2842018	26"	[26.00]	3/8"	6"

- Style 115 weld-over sleeves are available in sizes up to 36" in diameter, and thickness up to 1/2"

STYLE 220 "PUMPKIN" REINFORCING SLEEVE



W-R#	Size	[OD]	Thickness	Length
2843002	2"	[2.375]	5/16"	23.5"
2843004	3"	[3.50]	5/16"	23.5"
2843006	4"	[4.50]	3/8"	20.25"
2843008	6"	[6.625]	3/8"	21.75"
2843010	8"	[8.625]	3/8"	21.75"
2843012	10"	[10.75]	3/8"	21.75"
2843014	12"	[12.75]	3/8"	21.75"
2843016	16"	[16.00]	3/8"	21.75"
2843018	20"	[20.00]	3/8"	21.75"
2843020	24"	[24.00]	3/8"	21.75"