

**WASTES & DRAINS**



**BRASS  
SWIVEL TRAPS  
L.A. PATTERN**

W-R#	Size	Finish	Cleanout?
1212002	1 1/2" x 1 1/4"	RB	Less C/O
1212004	1 1/2" x 1 1/4"	RB	With C/O
1212010	2" x 1 1/2"	RB	With C/O
1212000	1 1/2"	RB Sweat	Less C/O
1212006	1 1/2" x 1 1/4"	CP	Less C/O
1212008	1 1/2" x 1 1/4"	CP	With C/O



**N.Y. REGULATION  
TRAP**

W-R#	Size	Finish	Cleanout?
1214004	1 1/2"	CP	With C/O
1214006	2 x 1 1/2"	RB	With C/O



**SWING TEE TRAP**

W-R#	Size	Finish	Cleanout?
1216002	2" x 1 1/2"	RB	With C/O



**CAST LOW-SEAL BATH  
TRAP**

W-R#	Size	Finish
1215002	1 1/2" IPS	Galvanized
1215000	1 1/2" IPS	Brass
1215004	2" IPS	Galvanized



**BRASS TRAP  
CLEANOUT PLUG**

W-R#	Size	Finish	Min	Box
1217006	1 1/4"	CP	1	12

- Fits most cast brass LA & NY regulation traps



**BRASS TUBULAR  
"P" TRAPS**

W-R#	Size	Finish	Cleanout?
1205006	1 1/4"	CP	Less C/O
1205008	1 1/2"	RB	Less C/O
1205012	1 1/2"	CP	Less C/O
1206008	1 1/2"	CP	With C/O
1205013	1 1/2" 17g	CP	Less C/O

Traps less cleanout: 22 ga  
Traps with cleanout: 20 ga

**WASTES & DRAINS**



**BRASS TUBULAR  
"J" BENDS**

W-R#	Size	Finish	Min	Box
<b>1210010</b>	1 1/2"	CP	1	12

- 22 gauge



**BRASS TUBULAR  
"S" TRAP**

W-R#	Size	Finish	Cleanout?
<b>1203002</b>	1 1/4"	CP	Less C/O
<b>1203010</b>	1 1/2"	CP	Less C/O

- 22 gauge



**MILWAUKEE UTILITY  
TRAP**

W-R#	Size	Finish	Cleanout?
<b>1201004</b>	1 1/2"	CP	Less C/O

- 20 gauge



**"CROWN" RUBBER  
TRAP PLUG**



Carded#	Bulk#	Description	Size
<b>1218002</b>	--	Assorted	
<b>1218004</b>	<b>1218010</b>	Small	3/4"
<b>1218006</b>	<b>1218012</b>	Large	7/8"
<b>1218008</b>	<b>1218014</b>	Jumbo	1 1/16"



**WASTE BENDS  
-SLIP JOINT-  
22 GAUGE**

W-R#	Size	Finish	Min	Box
<b>0101002</b>	1 1/2" x 6"	RB	1	25
<b>0101004</b>	1 1/2" x 8"	RB	1	25
<b>0101008</b>	1 1/2" x 12"	RB	1	25
<b>0101048</b>	1 1/2" x 12"	CP	1	25
<b>0101012</b>	1 1/2" x 18"	RB	1	25
<b>0101016</b>	1 1/2" x 24"	RB	1	25



**WASTE BENDS  
-DIRECT CONNECTION-  
22 GAUGE**

W-R#	Size	Finish	Min	Box
<b>0102008</b>	1 1/2" x 12"	RB	1	25
<b>0102016</b>	1 1/2" x 24"	RB	1	25

**0102034 1 1/2" Double-End RB**



**FLANGED TAILPIECE  
22 GAUGE**

W-R#	Size	Finish	Min	Box
<b>0104004</b>	1 1/2" x 6"	RB	1	25
<b>0104006</b>	1 1/2" x 8"	RB	1	25
<b>0104030</b>	1 1/2" x 8"	CP	1	25
<b>0104010</b>	1 1/2" x 12"	RB	1	25
<b>0104034</b>	1 1/2" x 12"	CP	1	25
<b>0104012</b>	1 1/2" x 18"	RB	1	25

**WASTES & DRAINS**



**SLIP-JOINT  
EXTENSION TUBE  
22 GAUGE**

W-R#	Size	Finish	Min	Box
0108018	1 1/4" x 6"	CP	1	25
0108020	1 1/4" x 8"	CP	1	25
0108024	1 1/4" x 12"	CP	1	25
0108032	1 1/2" x 12"	CP	1	25
0108016	1 1/2" x 12"	RB	1	25



**EXTENSION TUBE  
22 GAUGE**

W-R#	Size	Finish	Min	Box
0107016	1 1/2" x 12"	RB	1	25
0107040	1 1/4" x 12"	CP	1	25



**THREADED TUBES  
(T.B.E.'S)**

W-R#	Size	Finish	Gauge
0109030	1 1/4" x 8"	CP	20
0109008	1 1/4" x 12"	RB	20
0109034	1 1/4" x 12"	CP	20
0109054	1 1/4" x 12"	CP	17
0109044	1 3/8" x 12"	CP	20
0109016	1 1/2" x 12"	RB	20
0109042	1 1/2" x 12"	CP	20



**8" REDUCING  
TAILPIECE**

W-R#	Size	Finish	Gauge
0106002	1 1/2" Fine x 1 1/4"	CP	17




**17 GAUGE  
TRAP PRIMER  
TAILPIECES**

W-R#	Size	Finish	Min	Box
0117202	1 1/4" x 8"	CP	1	25
0117204	1 1/2" x 8"	CP	1	25

- One-piece construction
- Meets Dade County building code



**WASTES & DRAINS**



**LONG-SWEEP  
DISHWASHER  
TAILPIECE**

W-R#	Size	Finish	Min	Box
0117020	1 1/2" x 6"	RB	1	25
0117022	1 1/2" x 8"	RB	1	25
0117024	1 1/2" x 10"	RB	1	25
0117026	1 1/2" x 12"	RB	1	25

- 22 gauge



**CAST BRASS WASHING  
MACHINE TEE  
- SLIP JT. -**

W-R#	Side Outlet	Min	Box
1512002	3/4" MIP x 1/2" FIP	1	10
1512004	3/4" MH x 1/2" SWT	1	10



**CAST BRASS WASHING  
MACHINE TEE  
- THREADED -**

W-R#	Size	Finish	Min	Box
1511002	3/4" MIP x 1/2" FIP		1	10
1511004	3/4" MH x 1/2" SWT		1	10



**DOUBLE OFFSET**

W-R#	Size	Finish	Min	Box
0115002	1 1/4"	RB	1	25
0115006	1 1/4"	CP	1	25
0115004	1 1/2"	RB	1	25
0115008	1 1/2"	CP	1	25

- 22 gauge



**SINK FUNNEL**

W-R#	Size	Finish	Min	Box
0110004	1 1/2" x 8"	RB	1	25



**CAST IRON  
SINK COLLARS**

W-R#	Description	Min.	Box
0509500	2"ID	1	12

- 3 1/2" between centers



**SINK GASKET**

W-R#	Description	Min.	Box
2720002	Sink Gasket	1	12

- 2 1/2"OD x 1 1/4"ID x 5/8" thick


**WASTES & DRAINS**



**CHROME-PLATED  
SLIP-JOINT ELBOW**

W-R#	Size	Finish	Min	Box
0112024	1 1/4" x 6"	CP	1	12
0112026	1 1/4" x 8"	CP	1	12
0112030	1 1/4" x 12"	CP	1	12

- 22 gauge



**TANK ELBOW**

W-R#	Size (A-B-C)	Finish	Min	Box
0113002	2" x 4" x 6"	CP	1	6
0113004	2" x 5" x 7"	CP	1	6
0113006	2" x 6" x 8"	CP	1	6

- 22 gauge



**FLANGED  
COVER TUBE**

W-R#	Size	Finish	Min	Box
0116002	2"OD x 6"	CP	1	25

- Fit over 1 1/2" IPS Pipe for use as a bell escutcheon  
- 22 gauge



**DOUBLE SLIP  
COUPLING**

W-R#	Size	Finish	Min	Box
1501002	1 1/4"	CP	1	6
1501004	1 1/2"	CP	1	6



**DOUBLE SLIP  
90° ELBOW**

W-R#	Size	Finish	Min	Box
1502002	1 1/4"	CP	1	6
1502004	1 1/2"	CP	1	6
1502008	1 1/2"	RB	1	6



**DOUBLE SLIP  
45° ELBOW**

W-R#	Size	Finish	Min	Box
1506002	1 1/4"	CP	1	6
1506004	1 1/2"	CP	1	6



**SLIP TEE**


W-R#	Size	Finish	Min	Box
1504002	1 1/4"	CP	1	6
1504006	1 1/4"	RB	1	6
1504004	1 1/2"	CP	1	6
1504008	1 1/2"	RB	1	6

**WASTES & DRAINS**



**TEE AND TAILPIECE**

W-R#	Size	Finish	Min	Box
1508002	1 1/2"	RB	1	6



**TWIN ELBOW**

W-R#	Size	Finish	Min	Box
1509002	1 1/2"	RB	1	6



**GROUND JOINT CONNECTIONS  
(DESANCO FITTINGS)**

W-R#	Size	Box
1510004	1 1/4"OD x 1 1/4" Male	25
1510006	1 1/4"OD x 1 1/2" Male	25
1510002	1 1/2"OD x 1 1/2" Male	25
1510000	1 1/2"OD x 1 1/2" Male x Swt	25

- Furnished with nylon slip joint washers

1510008	1 1/4"OD x 1 1/4" Female	25
1510009	1 1/4"OD x 1 1/2" Female	25
1510010	1 1/2"OD x 1 1/2" Female	25



**COPPER x MALE TRAP ADAPTER**

W-R#	Size	Box
2104006	1 1/2" Sweat x 1 1/2" MIP	25

- For 1 1/2" Copper Pipe



**TUBULAR SWEAT RINGS**

W-R#	Size	Finish	Min	Box
2110004	1 1/2" Tubular x 1 1/4" Male			25
2110006	1 1/2" Tubular x 1 1/2" Male			25



**BLANK CAPS**

W-R#	Size	Finish	Min	Box
0914002	1 1/2"	CP	6	6

**WASTES & DRAINS**



Zinc Die-Cast

**DIE-CAST SLIPNUTS**

Size	Brass-plated	Chrome-plated	Box
1 1/4" x 1 1/4"	<b>0901002</b>	<b>0902002</b>	25
1 1/2" x 1 1/2"	<b>0901004</b>	<b>0902004</b>	25
1 1/2" x 1 1/4"	<b>0901006</b>	<b>0902006</b>	25
1 1/2" x 1 3/8"	<b>0901008</b>	<b>0902008</b>	25
2" x 2"	<b>0901010</b>	<b>0902010</b>	25
2" x 1 1/2"	-	<b>0902012</b>	25



Solid Brass

**SOLID-BRASS SLIPNUTS**

Size	Brass-plated	Chrome-plated	Box
1 1/4" x 1 1/4"	<b>0903002</b>	<b>0904002</b>	25
1 1/2" x 1 1/2"	<b>0903004</b>	<b>0904004</b>	25
1 1/2" Heavy	<b>0903007</b>	-	25
1 1/2" x 1 1/4"	<b>0903006</b>	<b>0904006</b>	25
1 1/2" x 1 3/8"	<b>0903010</b>	<b>0904010</b>	25
2" x 2"	<b>0903008</b>	<b>0904008</b>	25



**1 1/2" PVC SLIPNUT**

W-R#	Size	Min	Box
<b>1109508</b>	1 1/2" PVC	25	25



**TWO-PIECE PVC SLIPNUTS**

W-R#	Size	Min	Box
<b>0905002</b>	1 1/4"	1	1
<b>0905004</b>	1 1/2"	1	1

- Replace broken slipnuts quickly and easily.



**1 1/2" PVC P-TRAP WITH ADAPTER**

W-R#	Size	Min	Box
<b>1101002</b>	1 1/2" P-Trap	1	25



**PVC P-TRAPS**

W-R#	Size	Min	Box
<b>1101004</b>	1 1/4" P-Trap	1	25
<b>1101003</b>	1 1/2" P-Trap	1	25

**WASTES & DRAINS**



**PVC S-TRAPS**

W-R#	Size	Min	Box
1104004	1 1/4" S-Trap	1	12
1104002	1 1/2" S-trap	1	12



**1 1/2" X 16" PVC  
END-OUTLET WASTES**

W-R#	Size	Min	Box
1105002	Slip Joint	1	12



**1 1/2" X 16" PVC  
CENTER-OUTLET  
WASTES**

W-R#	Size	Min	Box
1105006	Slip Joint	1	12



**1 1/2" X 15"  
PVC WASTE ARMS**

W-R#	Size	Min	Box
1108005	Slip Joint	1	25
1108006	Direct Connect	1	25



**1 1/2" PVC OFFSET**

W-R#	Size	Min	Box
1108202	Offset	1	25



**1 1/2" PVC SLIP  
ELBOWS**

W-R#	Size	Min	Box
1109002	90° Elbow	1	25
1109004	45° Elbow	1	25



**1 1/2" PVC SLIP  
COUPLING**

W-R#	Size	Min	Box
1109006	Coupling	1	25

**WASTES & DRAINS**



**1 1/2" PVC SLIP TEE**

W-R#	Size	Min	Box
1109008	Tee	1	25



**1 1/2" PVC MARVEL CONNECTION (TRAP ADAPTER)**

W-R#	Size	Min	Box
1109512	Solvent x Slip	1	25



**1 1/2" PVC FLANGED TAILPIECE**

W-R#	Size	Min	Box
1110006	1 1/2" X 6"	1	25
1110008	1 1/2" X 8"	1	25
1110010	1 1/2" X 12"	1	25



**1 1/2" X 12" PVC SOLVENT-WELD TAILPIECE**

W-R#	Size	Min	Box
1113002	Tailpiece	1	25



**1 1/2" PVC SLIP EXTENSION TUBE**

W-R#	Size	Min	Box
1114004	1 1/2" X 8"	1	25
1114006	1 1/2" X 12"	1	25



**1 1/2" X 8" PVC BRANCH TAILPIECES**

W-R#	Size	Outlet	Min	Box
1116004	Slip Joint		1/2	25
1116006	Direct Connect		1/2	25
1117002	Slip Joint		3/4"	25
1117004	Direct Connect		3/4"	25



**FLEXIBLE TAILPIECES**

W-R#	Size	Min	Box
1661002	1 1/4" Slip	1	25
1661000	1 1/2" Slip	1	25
1661004	1 1/2" Direct Connect	1	25



**3/4" PVC CONDENSATE TRAPS**

W-R#	Size	Min	Box
1207002	P-Trap	1	12
1207004	Running Trap	1	12

